



# Youth unemployment statistics

Standard Note: SN/EP/05871  
 Last updated: 26 February 2015  
 Author: James Mirza-Davies  
 Section: Economic Policy and Statistics

740,000 young people aged 16-24 were unemployed in October to December 2014, up slightly on the previous quarter and down 188,000 on the previous year.

The unemployment rate (the proportion of the economically active population who are unemployed) for 16-24 year olds was 16.2%, unchanged from the previous quarter and down 3.8 percentage points from the previous year.

### Not in full-time education

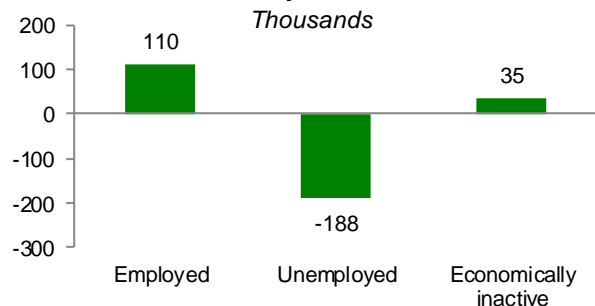
Excluding people in full-time education, there were 498,000 unemployed 16-24 year olds in October to December 2014, up 8,000 on the previous quarter and down 141,000 on the previous year.

The unemployment rate for 16-24 year olds not in full-time education was 14.4%.

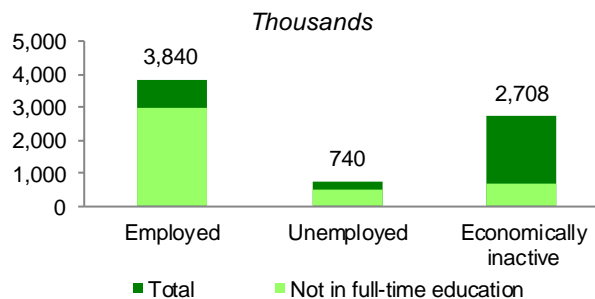
### Long term youth unemployment

201,000 people aged 16-24 had been unemployed for over 12 months in October to December 2014, down 6,000 on the previous quarter and down 59,000 on the previous year. 27% of unemployed 16-24 year olds had been unemployed for over 12 months.

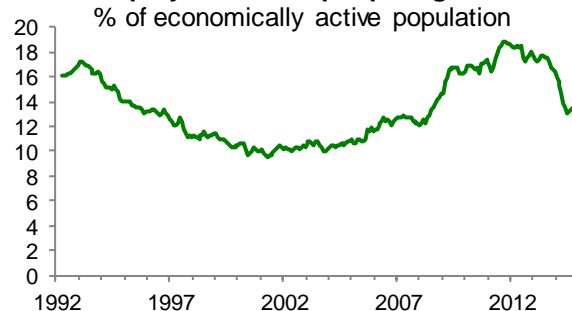
October to December 2014, change on previous year



Economic activity by education status, October to December 2014



Unemployment rate: people aged 16-24



This information is provided to Members of Parliament in support of their parliamentary duties and is not intended to address the specific circumstances of any particular individual. It should not be relied upon as being up to date; the law or policies may have changed since it was last updated; and it should not be relied upon as legal or professional advice or as a substitute for it. A suitably qualified professional should be consulted if specific advice or information is required.

This information is provided subject to [our general terms and conditions](#) which are available online or may be provided on request in hard copy. Authors are available to discuss the content of this briefing with Members and their staff, but not with the general public.

## Men and women

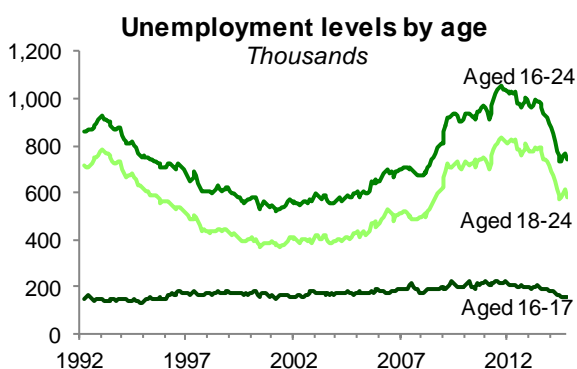
422,000 **men** aged 16-24 were unemployed in October to December 2014, down 10,000 on the previous quarter. The unemployment rate for men in this age group was 15.8%.

318,000 **women** aged 16-24 were unemployed in October to December 2014, up 13,000 on the previous quarter. The unemployment rate for women aged 16-24 was 14.5%.

## Unemployment by age

The unemployment rate for people aged 18-24 was 14.3% in October to December 2014, up 0.1% points from the previous quarter. 583,000 18-24 year olds are unemployed, while 1.72 million are economically inactive (not in work and not looking for work).

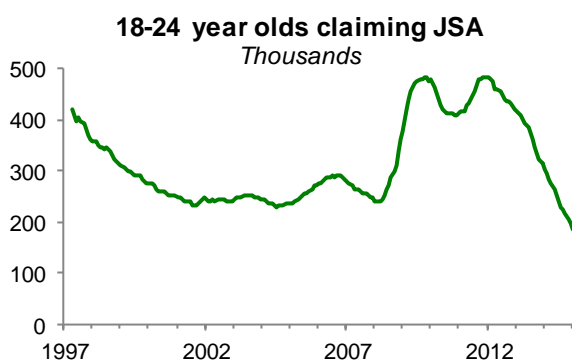
The unemployment rate for 16-17 year olds was 31.2%, down 1.7% points on the previous quarter. For 16-17 year olds the unemployment rate has increased considerably since the early 2000s even though the total number unemployed has remained relatively steady. This is explained by increasing numbers staying in full-time education so that fewer 16-17 year olds are economically active. 157,000 16-17 year olds are unemployed, compared to 986,000 who are economically inactive.



## Jobseeker's allowance claimants

There were 185,600 people aged 18-24 claiming Jobseeker's Allowance (JSA) in January 2015, 10,700 fewer than December 2014 and 118,400 fewer than in January 2014.<sup>1</sup>

27,300 people aged 18-24 had been claiming JSA for over 12 months in January 2015, 1,900 fewer than December 2014 and 28,200 fewer than January 2014.



**Measuring unemployment:** two sets of statistics are used to measure the health of the labour market.

**The claimant count:** the number of people claiming Jobseeker's Allowance. This is the most up to date information and is available for local areas, but can be affected by changes to benefit rules.

**ILO unemployment:** the standard international measure, which includes everyone looking for and available for work, whether or not they are claiming Jobseeker's Allowance. This is measured using surveys; data for constituencies and local authorities have a time lag and are subject to more sampling variation.

<sup>1</sup> These data are for computerised claims only (over 99% of the total) and are seasonally adjusted. 16 and 17 year olds and people in full-time education generally do not receive Jobseeker's Allowance, although there are a few exceptions.